

On-line submission guide for IIT2010 proceeding

We will use Open Journal Systems (<http://pkp.sfu.ca/?q=ojs>) for manuscript submission and reviewing process (publish process is delegated to American Institute of Physics in order to publish proceedings as a series of AIP conference proceeding). Here is a simple guide to submit a manuscript file.

0. Prepare your manuscript

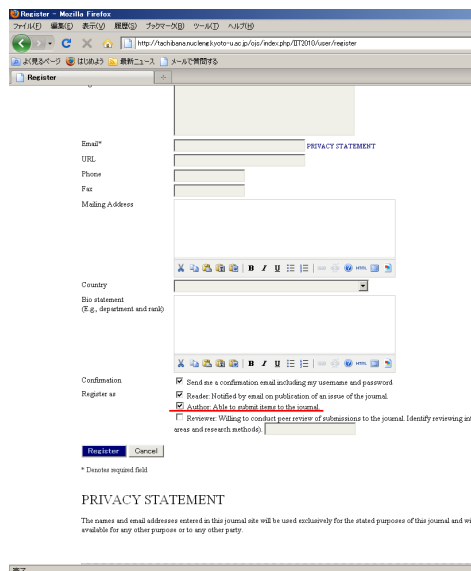
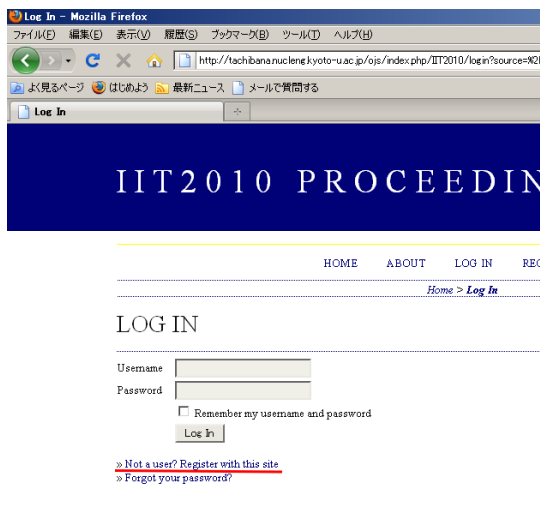
The author guidelines for IIT2010 proceeding is shown at <http://www.iit2010.org/proceedings>. Basically, the style of manuscript should be camera-ready and A4 (or letter) double column format offered by AIP.

1. Create your account

Access our OJS site,

<http://tachibana.nucleng.kyoto-u.ac.jp/ojs/index.php/IIT2010>

Firstly, the author should start with 'Register with this site' to create author's account. The author should fill at least the forms with asterisks. Please confirm 'author' checkbox is checked in order to submit articles. And then, push 'Register' box and finish registration process.



2. Enter submission process

After registration (or log-in at the top page), you can submit your manuscript as an 'Author' role. Click 'New submission' link.

HOME ABOUT USER HOME
Home > **User Home**

USER HOME

IIT2010 PROCEEDING

» Author 0 Active [New Submission](#)

MY ACCOUNT

- » Show My Journals
- » Edit My Profile
- » Change My Password
- » Log Out

OPEN JOURNAL SYSTEMS

Journal Help

USER

You are logged in as...
aaki-auth
My Journals
My Profile
Log Out

NOTIFICATIONS

View
Manage

FONT SIZE
[A] [A] [A]

If you can not find the author menu, please confirm that you have checked 'author' role at your profile page (Click 'Edit My Profile' at bottom page or 'My Profile' at sidebar)

HOME ABOUT USER HOME
Home > **User Home**

USER HOME

IIT2010 PROCEEDING

MY ACCOUNT

- » Show My Journals
- » [Edit My Profile](#)
- » Change My Password
- » Log Out

OPEN JOURNAL SYSTEMS

Journal Help

USER

You are logged in as...
aaki-auth
My Journals
[My Profile](#)
Log Out

NOTIFICATIONS

View
Manage

FONT SIZE
[A] [A] [A]

INFORMATION

3. 5-step submission process

3.1. Step 1. starting submission

Fill checkboxes to confirm before submission.

IIT2010 PROCEEDING

HOME ABOUT USER HOME
Home > User > **Author** > Submissions > **New Submission**

STEP 1. STARTING THE SUBMISSION

1. START 2. UPLOAD SUBMISSION 3. ENTER METADATA 4. UPLOAD SUPPLEMENTARY FILES 5. CONFIRMATION

Encountering difficulties? Contact IIT2010 conference secretariat for assistance.

SUBMISSION CHECKLIST

Indicate that this submission is ready to be considered by this journal by checking off the following (comments to the editor can be added below).

- The text adheres to the stylistic and bibliographic requirements outlined in the [Author Guidelines](#), which is found in [About the Journal](#).
- The submission has not been previously published, nor is it before another journal for consideration (or an explanation has been provided in [Comments to the Editor](#)).
- The submission file is in Microsoft Word document file format.
- The copyright agreement ([download from here](#)) is prepared and sent to conference secretariat by e-mail (office@iit2010.org) or FAX (+91-774-38-3978).

COPYRIGHT NOTICE

The authors of papers should agree with the copyright policy of AIP and submit the Transfer of Copyright Agreement. The authors should fill the copyright agreement form and submit to conference secretariat by e-mail (office@iit2010.org) or FAX (+91-774-38-7366), when they submit the manuscript.

OPEN JOURNAL SYSTEMS

Journal Help

USER

You are logged in as...
aaki-auth
My Journals
My Profile
Log Out

NOTIFICATIONS

View
Message

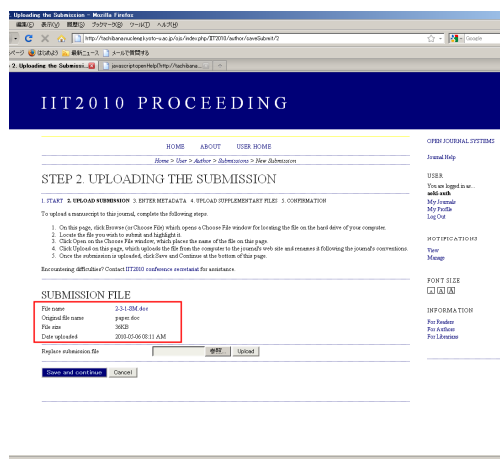
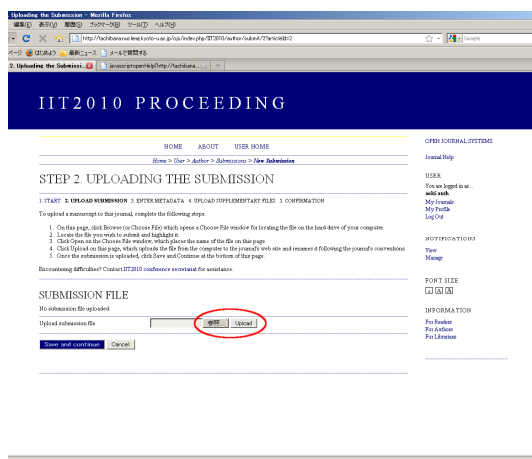
FONT SIZE
[A] [A] [A]

INFORMATION

For Readers
For Authors
For Librarians

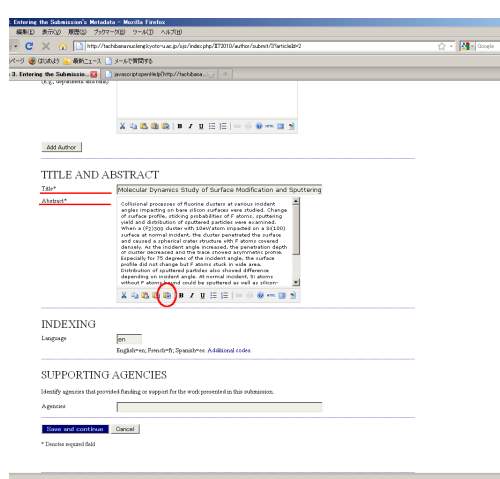
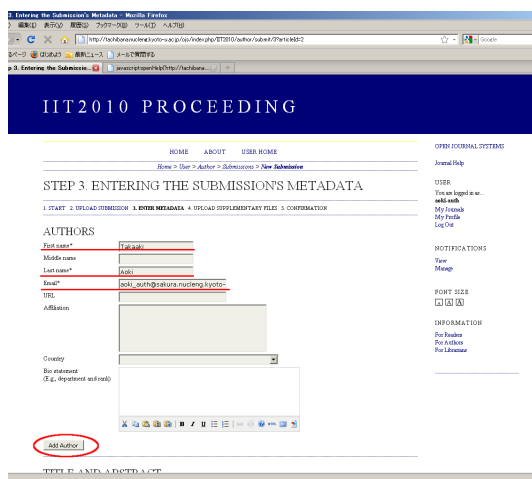
3.2. Step 2. uploading the submission

Not only select a file, but remember to push 'upload' button,.



3.3 Step 3. Entering the submission metadata

Create list of authors (Fist and Lastname, e-mail address). If you copy the abstract text from MS word, it is recommended to use 'copy from word' button.



3.4 Step 4. Uploading supplemental files

Nothing to do in this step. Push 'Save and continue' button

3.5 Step 5. Confirming the submission

In this step you can confirm the submission contents (abstract file and metadata). If these are correct, push 'confirm submission' button'. You will receive the e-mail to confirm the submission from office@iit2010.org.

IIT2010 PROCEEDING

HOME ABOUT USER HOME

[Home](#) > [User](#) > [Author](#) > [Submissions](#) > [New Submission](#)

STEP 5. CONFIRMING THE SUBMISSION

1. START 2. UPLOAD SUBMISSION 3. ENTER METADATA 4. UPLOAD SUPPLEMENTARY FILES 5. CONFIRMATION

To submit your manuscript to IIT2010 Proceeding click Finish Submission. The submission's principal contact will receive an acknowledgement by email and will be able to view the submission's progress through the editorial process by logging in to the journal web site. Thank you for your interest in publishing with IIT2010 Proceeding.

FILE SUMMARY

ID	ORIGINAL FILE NAME	TYPE	FILE SIZE	DATE UPLOADED
3	PAPER.DOC	Submission File	36KB	05-06

OPEN JOURNAL SYSTEMS

Journal Help

USER

You are logged in as...

[askal@askal](#)

[My Journals](#)

[My Profile](#)

[Log Out](#)

NOTIFICATIONS

[View](#)

[Manage](#)

FONT SIZE

[A](#) [A](#) [A](#)

INFORMATION

[For Readers](#)

[For Authors](#)

[For Librarians](#)

4. Submission of Copyright Transform

The AIP requires copyright transform letters from authors. Please download the form from http://scitation.aip.org/proceedings/tca_blank.pdf, fill it and submit to IIT conference secretariat (not AIP!) by e-mail (office@iit2010.org) or FAX (+81-774-38-3978).